



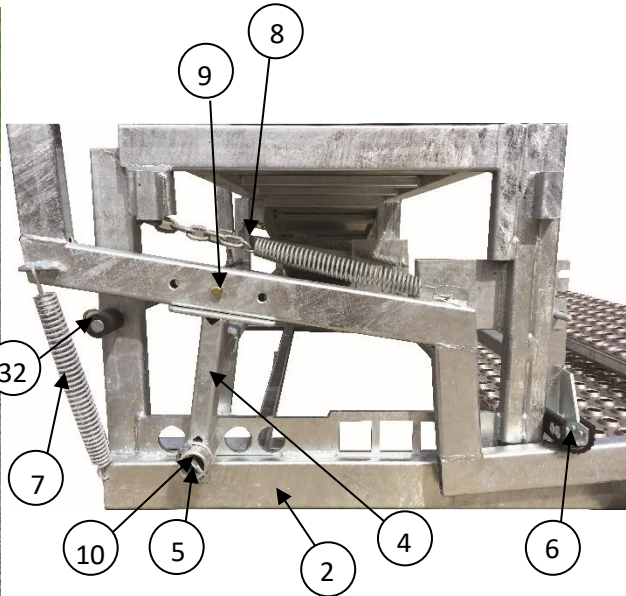

'THE ULTIMATE IN STOCK HANDLING'



Components List


Standard Unit

#	Code	Name	#	Code	Name
1	SU1	Clamp Section	17	SU17	Bi-fold gate
2	SU2	Handler base	18	SU18	Stop Gate
3	SU3	Cushion Wall	19	SU19	Dag Sweep with 10mm wing nut
4	SU4	Pivot stand	20	SU20	Big Gate
5	SU5	Pivot tube (each)	21	SU21	Big Rubber
6	SU6	Locking bar	22	SU22	Handler floor rubber
7	SU7	7" tramp spring (each)	23	SU23	Cushion wall rubber
8	SU8	7" tramp spring with chain (each)	24	SU24	Approach race rubber
9	SU9	clevis pin	25	SU25	Red Cushion
10	SU10	tractor clip	26	SU26	Cushion wall plastic
11	SU11	Approach race	27	SU27LH	Approach race wall plastic - left
12	SU12	hock rail	28	SU28RH	Approach race wall plastic - right
13	SU13	4mm R-clip	29	SU29	Big Gate plastic
14	SU14LH	Anti-jump rail - left	30	SU30	Stop gate plastic
15	SU15RH	Anti-jump rail - right	31	SU31	Bi-fold gate plastic
16	SU16	Wall brace	32	SU32	Stop rail




Three Way Draft

#	Code	Name	#	Code	Name
33	3WD1	Draft base	39	3WD7	Handle - long
34	3WD2	Gate - left	40	3WD8	Split pin
35	3WD3	Gate - right	41	3WD9	7" tramp spring (each)
36	3WD4	Wing - left	42	3WD10	Wall plastic (each)
37	3WD5	Wing - right	43	3WD11	Gate plastic (each)
38	3WD6	Handle - short	44	3WD12	Wing plastic (each)




Weigh Gear Attachments

#	Code	Name	#	Code	Name
45	WG1	Base frame	49	WG5	Plate - long
46	WG2	Access Ramp	50	WG6	Draft block
47	WG3	Stand (each)	51	WG7	Stand pins (each)
48	WG4	Plate - short	52	WG8	Fasteners (set)



Gadget Holder

#	Code	Name
53	GH1	Trough
54	GH2	Indicator bar
55	GH3L	Leg - left
56	GH4R	Leg - right
57	GH5	Wing Bolt (each)
58	GH6	Wing Nut (each)



Curves

#	Code	Name
59	CRV1	Small curve
60	CRV2	Large curve
61	CRV3	Hock rail
62	CRV4	Pin (each) 4 per set



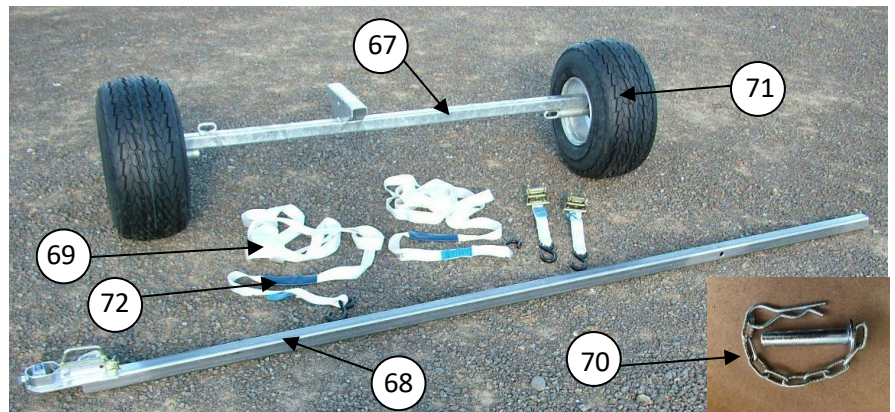
Sheep Anti-Backing Ramp

#	Code	Name
63	SHR1	Ramp
64	SHR2	Stand
65	SHR3	Fasteners (set)
66	SHR4	Rubber



Wheel Attachments

#	Code	Name
67	WHL1	Axle
68	WHL2	Drawbar
69	WHL3	Tie down (each)
70	WHL4	Pin with R-clip
71	WHL5	Rim and Tyre (each)
72	WHL6	Lay Flat (each)



Wool Classing Wall

#	Code	Name
73	WCW1	Rubber (set)

73



Lamb Cushion Wall

#	Code	Name
74	LCW1	Cushion
75	LCW2	Rubber
76	LCW3	Plastic

75

74

76

